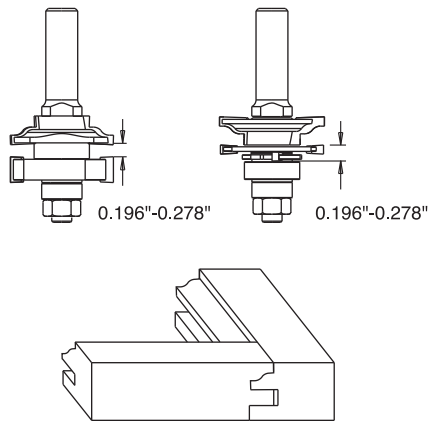


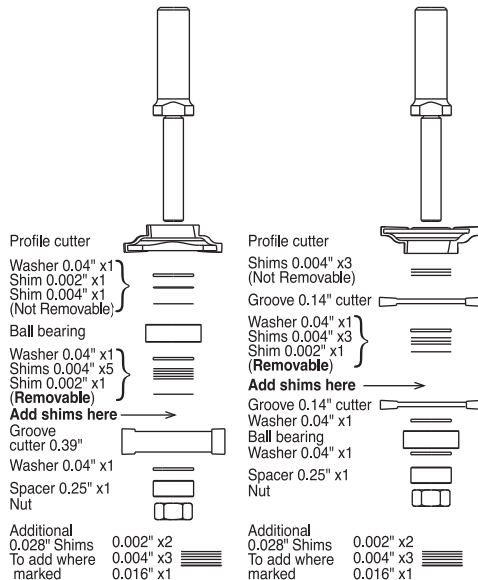
"THIN" CONFIGURATION ASSEMBLY

3/16" TO 9/32" FOR
1/4" PLYWOOD PANEL (3/4" DOORS)



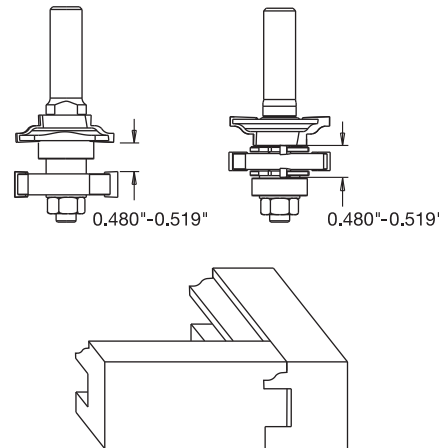
1/4" Thick Assembly Sample

To **increase** the cutting width up to 0.278",
add the additional shims at the marked places.
To **decrease** the cutting width down to 0.196",
remove the 0.054" of removable shims.



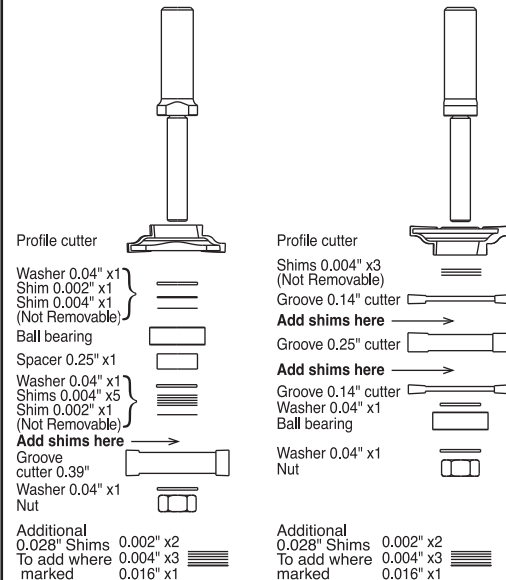
"THICK" CONFIGURATION ASSEMBLY

7/16" TO 17/32" FOR
1/2" PLYWOOD PANEL (1-1/4" DOORS)

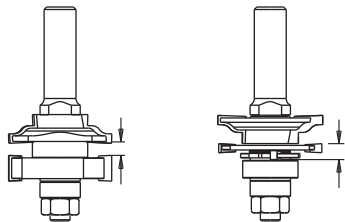


1/2" Thick Assembly Sample

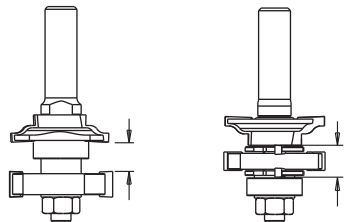
To **increase** the cutting width up to 0.519",
add the additional shims at the marked places.



"THIN" CONFIGURATION ASSEMBLY



"THICK" CONFIGURATION ASSEMBLY



This set of adjustable router bits supplies two general cutting configurations:

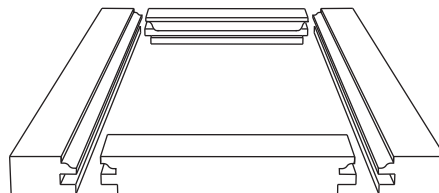
1. The "thin" configuration allows the 0.196"-0.278" tongue & groove cut (initially assembled and supplied in 0.25").
2. The "thick" configuration allows the 0.480"-0.519" tongue & groove cut (initially assembled and supplied in 0.5").

To change from one configuration to another, make the changes following the descriptions on the pictures of this manual.

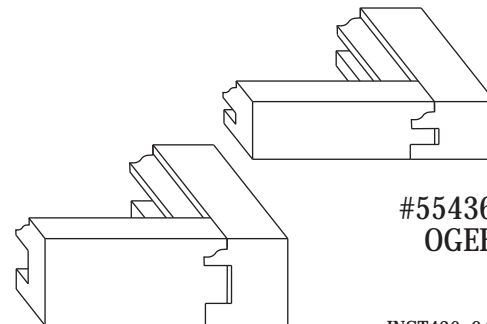
For fine adjustment of desired tongue & groove thickness, just add or remove the shims as described on the pictures of this manual.

To maintain the right assembly order, check the appropriate etching on the slotters.

THIS IS
A
QUALITY
TOOL
REGRINDING
SHOULD
BE
EXECUTED
BY
REPUTABLE
CUTTER SHARPENING
FIRMS
ONLY



The Perfect Solution For
Undersized Plywood
Cabinet Doors.



#55436
OGEE

INST436_04